



E-GOVERNMENT PROCUREMENT (E-GP) SYSTEM, NEPAL

JV MODULE
USER MANUAL

Joint Venture

Joint Venture is formed when two businesses combine together and meet their different skill set to achieve a common business objective.

Joint Venture Procedure in Nepal e-GP System:

Bidder can see a Joint Venture Menu after login the system. In order to bid a tender using JV bidder has to create a joint venture before bidding.

A Joint Venture menu is shown on the top menu. This Joint Venture section has **Tab Menu** to show **Initiate JV**, **Responded JV**, **Revoke Request** and **Terminated JV**. To add new JV bidder will have to click on **Add New JV** Button.

The screenshot shows the 'My Joint Venture' interface. At the top, there's a navigation bar with 'Home', 'Procurement Execution', 'Bid Query', and 'Joint Venture'. Below the navigation bar, there's a 'Welcome' message for Sanju Poudel, CEO. The main content area is titled 'My Joint Venture' and has an 'Add New JV' button. Below this is a tab menu with 'Initiate JV', 'Responded JV', 'Revoke Request', 'Terminated JV', and 'Submitted Bids Using JV'. The 'Initiate Joint Venture' tab is active, showing a table with the following data:

SL No.	IFB/RFP/EOI/PQ No	Project Title	JV Name	JV Agreement	Requesting Partner	Status	Action
1	EOI/QCBS/IS@E/Test	EOI clause testing	test	Download	dgmarket nepal BD PIPE	Pending	Edit View
2	works/sq/rebid/test	works sq rebid test	DG Doha JV	Download	dgmarket nepal BD PIPE	Pending	Edit View
3	2020/03	ICB> Two Envelope> Wo rks ADB Small ICB> Two En velope> Works ADB Small	JV Masud Vai	Download	Masud Vai Company Ltd. dgmarket nepal	Pending	Process View
4	2020/04	ICB> Two Envelope> Wo rks ADB Large	JV SIT Test1	Download	Masud Vai Company Ltd. dgmarket nepal	Pending	Process View
		Works ICB Two Env GON Uplo adable	A_B_C_JV	Download	dgmarket nepal Masud Vai Company Ltd. dgmarket nepal	Pending	Edit View

Figure: JV menu

Add New JV:

In Joint Venture menu there is a button named **“Add New JV”**. Bidders have to click this button to create a new Joint Venture. After clicking this button, a tender search form is appearing along with some searching criteria. Using these searching criteria bidders have to find out the specific tender to create JV.

Nepal e-GP - JV User Manual

localhost:8080/ppmo/addNewJV

Government of Nepal
Public Procurement Monitoring Office (PPMO)
National Electronic Government Procurement System

Server Time: 2020-06-20 9:35:02 NST

Welcome : Sanju Poudel
CEO

Home Procurement Execution Bid Query Joint Venture

Search Opportunities

Project Title :

Procurement Category :

Public Entity :

Notice Publication Date :

IFB/RFP/EOI/PQ No. :

Procurement Method :

Last Date of Bid Submission :

Reset Search

Search Opportunities Result

Sl. No.	IFB / RFP / EOI / PQ No.	Project Title	Public Entity Name	Procurement Type	Status	Notice Published Date	Last Date of Bid Submission	No of Days Left	Action
No Result found									

About Us | Terms & Conditions | Disclaimer | FAQ | Help | Date Converter

Figure: Add New JV with searching the specific tender

After searching the result is shown into “**Search Opportunities Result**” Table. Bidders have to click the action link to the specific tender to create JV.

localhost:8080/ppmo/addNewJV

Government of Nepal
Public Procurement Monitoring Office (PPMO)
National Electronic Government Procurement System

Server Time: 2020-06-20 10:09:07 NST

Welcome : Sanju Poudel
CEO

Home Procurement Execution Bid Query Joint Venture

Search Opportunities

Project Title :

Procurement Category :

Public Entity :

Notice Publication Date :

IFB/RFP/EOI/PQ No. :

Procurement Method :

Last Date of Bid Submission :

Reset Search

Search Opportunities Result

Sl. No.	IFB / RFP / EOI / PQ No.	Project Title	Public Entity Name	Procurement Type	Status	Notice Published Date	Last Date of Bid Submission	No of Days Left	Action
1	152500	goods icb single envelop	Department of Testing	Goods ICB	Bid Published	20-02-2020 00:00	13-02-2024 03:20	1333 days	

About Us | Terms & Conditions | Disclaimer | FAQ | Help | Date Converter

Figure: Add New JV search result in the table with action button

After clicking the action link bidder find out a JV creation form.

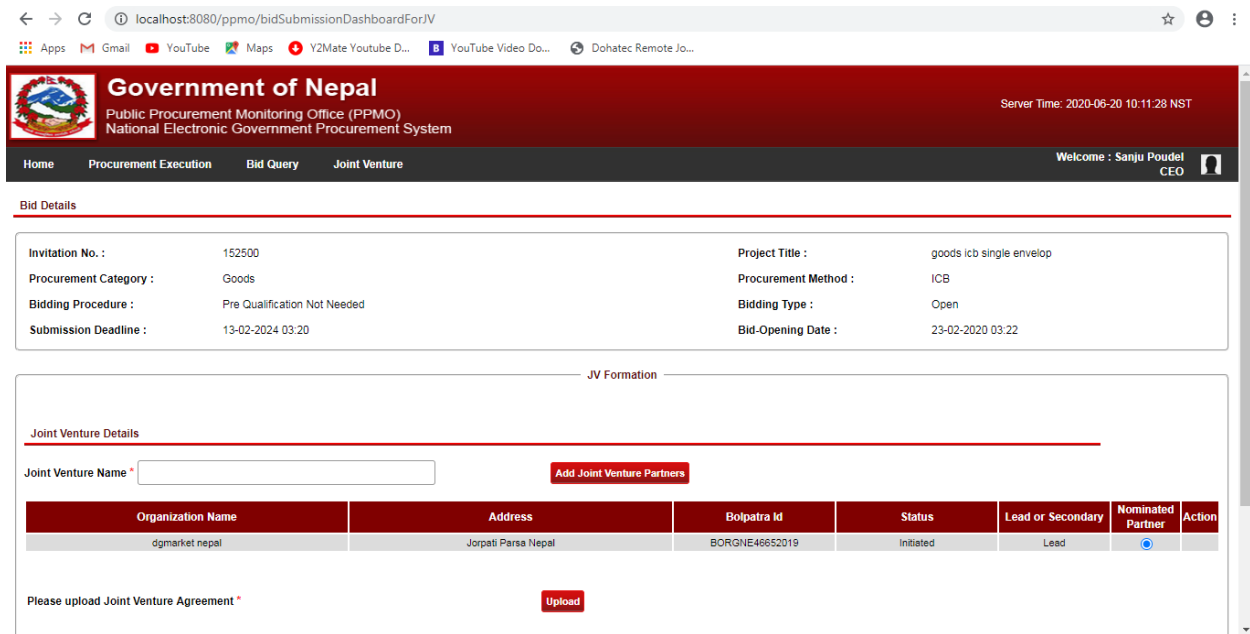


Figure: Add New JV action

Then bidders have to put Joint Venture name, add partners and upload Joint Venture agreement document. Bidders can add partners by clicking “Add Joint Venture Partners” button. After clicking this button, a pop-up will be shown and bidders have to enter the Organization Bolpatra Id to add that partner (another bidder). After put the Organization Bolpatra Id bidders have to click the “Add” button. If the partner already creates a bid on this tender then a message will show and it will not add that partner into the partner’s list.

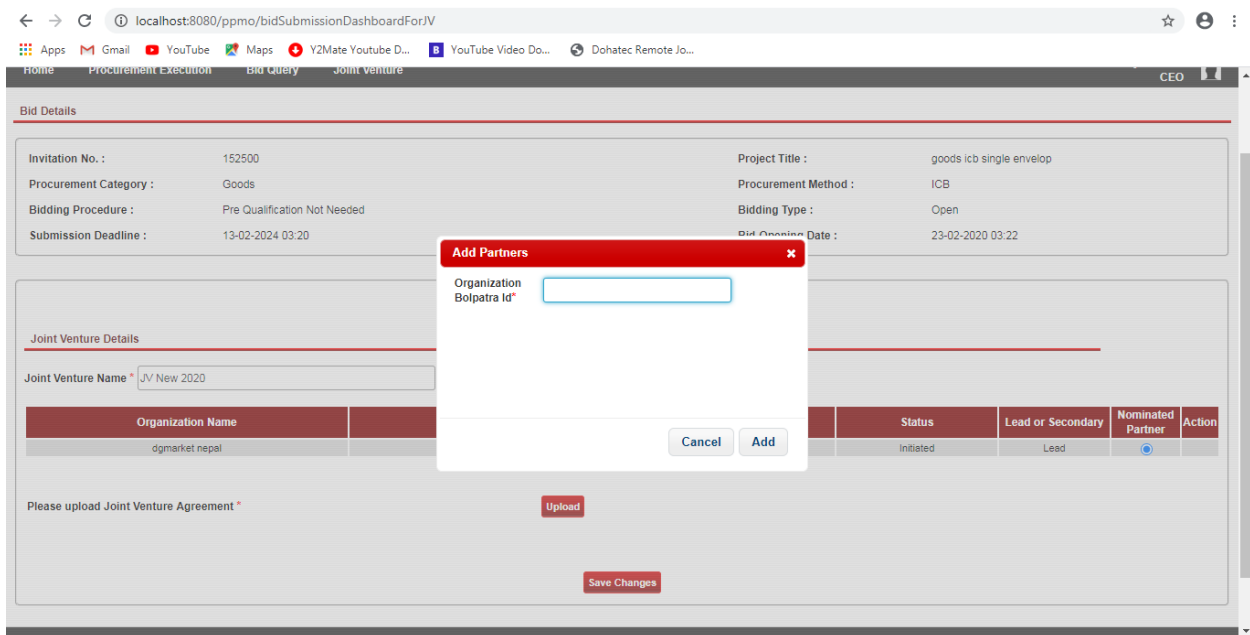


Figure: Add JV partners

After adding the bidders, Lead partner have to upload Joint Venture agreement document by clicking the “**Upload**” button. If bidders want to delete any partners then bidder has to click the action link of that specific partner.

Lead Partner is who initiates the JV in the System. Lead Partner will select the Nominated Partner from the radio button in the bidder list. Nominated partner will be responsible to submit the Bid. Then bidder has to click the “Save Changes” button to create the JV.

The screenshot shows a web browser window with the URL `localhost:8080/ppmo/bidSubmissionDashboardForJV`. The page title is "JV Formation".

Joint Venture Details

Joint Venture Name: [Add Joint Venture Partners](#)

The JV partner(s) will get an email notification link for confirmation.

Organization Name	Address	Bolpatra Id	Status	Lead or Secondary	Nominated Partner	Action
dgmarket nepal	Jorpati Parsa Nepal	BORGNE46652019	Initiated	Lead	<input type="radio"/>	
Mesud Val Company Ltd.	Nepal Tulsipur Arghakhanchi Nepal	BORGNE80442019	Initiated	Secondary	<input checked="" type="radio"/>	✖
BD PIPE	kath Rajapur Bardia Nepal	BORGNE5662019	Initiated	Secondary	<input type="radio"/>	✖

Please upload Joint Venture Agreement [Upload](#)

SLNo	Document Title	Action
1	One	✖

[Save Changes](#)

Footer: About Us | Terms & Conditions | Disclaimer | FAQ | Help | Date Converter
Copyright © 2014 Public Procurement Monitoring Office, Government of Nepal, All rights reserved. This website is best viewed in IE8+, Firefox 3.5+, Chrome 3+, Safari 5.0+ with a resolution of 1024*768 pixels

Figure: Create New JV

Initiate JV:

After creating a Joint Venture, it will appear in “**Initiate JV**” tab. The list shows different type of actions depending on bidder’s type. If bidder is **Lead Partner** for a specific tender then bidder can perform “**Edit**” action to that tender. Otherwise bidder can perform “**Process**” action. All type of bidder can perform “**View**” action.

SL No.	IFB/RFP/EOI/PQ No.	Project Title	JV Name	JV Agreement	Requesting Partner	Status	Action
1	EOI/QCBS/15@E/Test	EOI clause testing	test	Download	dgmarket nepal BD PIPE	Pending	Edit View
2	works/sq/rebid/test	works sq rebid test	DG Doha JV	Download	dgmarket nepal BD PIPE	Pending	Edit View
3	2020/03	ICB> Two Envelope> Wo rks ADB Small ICB> Two En velope> Works ADB Small	JV Masud Vai	Download	Masud Vai Company Ltd. dgmarket nepal	Pending	Process View
4	2020/04	ICB> Two Envelope> Wo rks ADB Large	JV SIT Test1	Download	Masud Vai Company Ltd. dgmarket nepal	Pending	Process View
5	15072019001	Works ICB Two Env GON Uplo adable	A_B_C_JV	Download	dgmarket nepal Masud Vai Company Ltd. BD PIPE	Pending	Edit View
6	152500	goods icb single envelop	JV new 2020	Download	dgmarket nepal Masud Vai Company Ltd. BD PIPE	Pending	Edit View

Figure: Initiate JV list

Bidder can see the JV status by clicking “View” link. After clicking “View” link JV details are shown to bidder. Bidder can easily find out JV status (partner who accepted the JV and partner who rejected the JV) by request status.

Bid Details

Invitation No. :	152500	Project Title :	goods icb single envelop
Procurement Category :	Goods	Procurement Method :	ICB
Bidding Procedure :	Pre Qualification Not Needed	Bidding Type :	Open
Submission Deadline :	13-02-2024 03:20	Bid-Opening Date :	23-02-2020 03:22

JV Formation

Joint Venture Name: JV new 2020

Organization Name	Address	Email	Bolpatra Id	Lead or Secondary	Nominated Partner	Request Status
dgmarket nepal	Jorpati Parsa Nepal		BORGNE46852019	Lead	No	Accepted
Masud Vai Company Ltd.	Nepal Tulsipur Arghakhanchi Nepal		BORGNE80442019	Secondary	Yes	Pending
BD PIPE	kath Rajapur Bardia Nepal		BORGNE95882019	Secondary	No	Pending

SLNo	Document Title
1	One

Figure: Initiate JV view

If bidder is not **Lead Partner** then bidder have to process the JV by clicking “**Process**” link. After clicking the “**Process**” link bidder will get an option to choose that he is **Agree** or **Disagree** for the proposed JV. If bidder is agreed then he has to choose “**I agree to proposed JV**” option. Otherwise he has to choose “**I disagree to proposed JV**” option. After that bidder have to click “**Submit**” button to process the proposed JV.

Bid Details

Invitation No. :	152500	Project Title :	goods icb single envelop
Procurement Category :	Goods	Procurement Method :	ICB
Bidding Procedure :	Pre Qualification Not Needed	Bidding Type :	Open
Submission Deadline :	13-02-2024 03:20	Bid-Opening Date :	23-02-2020 03:22

JV Formation

Joint Venture Details

Joint Venture Name:

Organization Name	Address	Email	Bolpatra Id	Lead or Secondary	Nominated Partner	Request Status
dgmarket nepal	Jorpati Parsa Nepal		BORGNE46852019	Lead	No	Accepted
Masud Vai Company Ltd.	Nepal Tulsipur Arghakhanchi Nepal		BORGNE80442019	Secondary	Yes	Pending
BD PIPE	kath Rajapur Bardia Nepal		BORGNE95682019	Secondary	No	Pending

SL.No	Document Title
1	One

I agree to proposed JV I disagree to proposed JV **Submit**

Figure: Initiate JV process

After agreeing by all Lead and Secondary Partner Joint Venture switches to the “**Responded JV**” tab list. Neither it will be in “**Initiate JV**” Tab List.

My Joint Venture **Add New JV**

Initiate JV | **Responded JV** | **Revoke Request** | **Terminated JV** | **Submitted Bids Using JV**

Initiate Joint Venture

Show 10 entries

SL No.	IFB/RFP/EOI/PQ No	Project Title	JV Name	JV Agreement	Requesting Partner	Status	Action
1	helpdesk/02/eoi/2076-77	survey	JVDohatecBhutan	Download	Masud Vai Company Ltd. BD PIPE	Pending	Edit View
2	2020/03	ICB> Two Envelope> Works ADB Small ICB> Two Envelope> Works ADB Small	JV Masud Vai	Download	Masud Vai Company Ltd. dgmarket nepal	Pending	Edit View
3	2020/04	ICB> Two Envelope> Works ADB Large	JV SIT Test1	Download	Masud Vai Company Ltd. dgmarket nepal	Pending	Edit View
4	15072019001	Works ICB Two Env GON Updatable	A_B_C_JV	Download	dgmarket nepal Masud Vai Company Ltd. BD PIPE	Pending	Process View
5	152500	goods icb single envelop	JV new 2020	Download	dgmarket nepal Masud Vai Company Ltd. BD PIPE	Pending	View

Showing 1 to 5 of 5 entries Previous Next

Figure: Initiate JV process disagree

If any partner except lead disagree to the proposed JV then Lead Partner can delete that partner from the JV for future progress.

In order to delete any partner (partner who still not process the JV or partner who disagree to the proposed JV) lead have to edit that JV. Please note that If any partner agrees to the proposed JV then lead cannot delete that partner from that JV directly.

In order to edit JV lead has to click “**Edit**” link. Then lead will get a delete action in the partner list of JV for that partner who still not process the JV or disagree to that JV. After deleting partner lead have to modify the “**Joint Venture Agreement**” document and upload a new document. If deleted partner is **Nominated partner** then lead has to select another nominated partner. After that lead has to click “**Save Changes**” button to save all the changes.

The screenshot shows a web browser window with the URL `localhost:8080/ppmo/initiateJVListActionEdit`. The page title is "JV Formation".

Joint Venture Details

Joint Venture Name: [Add Joint Venture Partners](#)

The JV partner(s) will get an email notification link for confirmation.

Organization Name	Address	Bolpatra Id	Status	Lead or Secondary	Nominated Partner	Action
dgmarket nepal	Jorpali Paise Nepal	BORGNE46652019	Accepted	Lead	<input type="radio"/>	
Masud Val Company Ltd.	Nepal Tulsipur Arghakhanchi Nepal	BORGNE80442019	Accepted	Secondary	<input checked="" type="radio"/>	
BD PIPE	kath Rajapur Bardia Nepal	BORGNE95682019	Rejected	Secondary	<input type="radio"/>	X

Please upload Joint Venture Agreement *

[Upload](#)

Sl.No	Document Title	Action
1	One	X

[Save Changes](#)

Footer: About Us | Terms & Conditions | Disclaimer | FAQ | Help | Date Converter
Copyright © 2014 Public Procurement Monitoring Office, Government of Nepal, All rights reserved. This website is best viewed in IE8+, Firefox 3.5+, Chrome 3+, Safari 5.0+ with a resolution of 1024*768 pixels

Figure: Initiate JV edit

Responded JV:

After Accepting by all the partners in the JV, Uploading the **JV agreement** and nominating the partner, JV will switch to the “**Responded JV**” list. If bidder is lead then bidder can perform “**Terminate**” action. Otherwise secondary bidders can perform “**Revoke**” action. All types of bidder can perform “**View**” action.

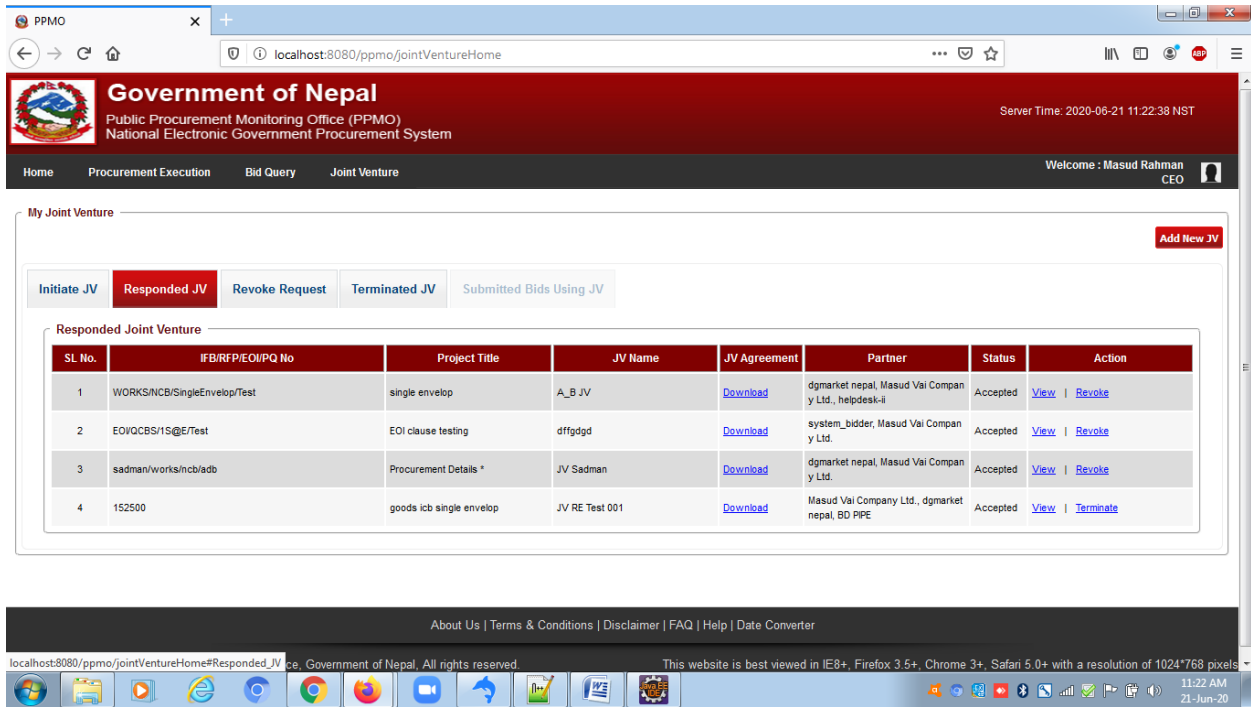


Figure: Responded JV list

Bidder can see the JV details by clicking the “View” Link.

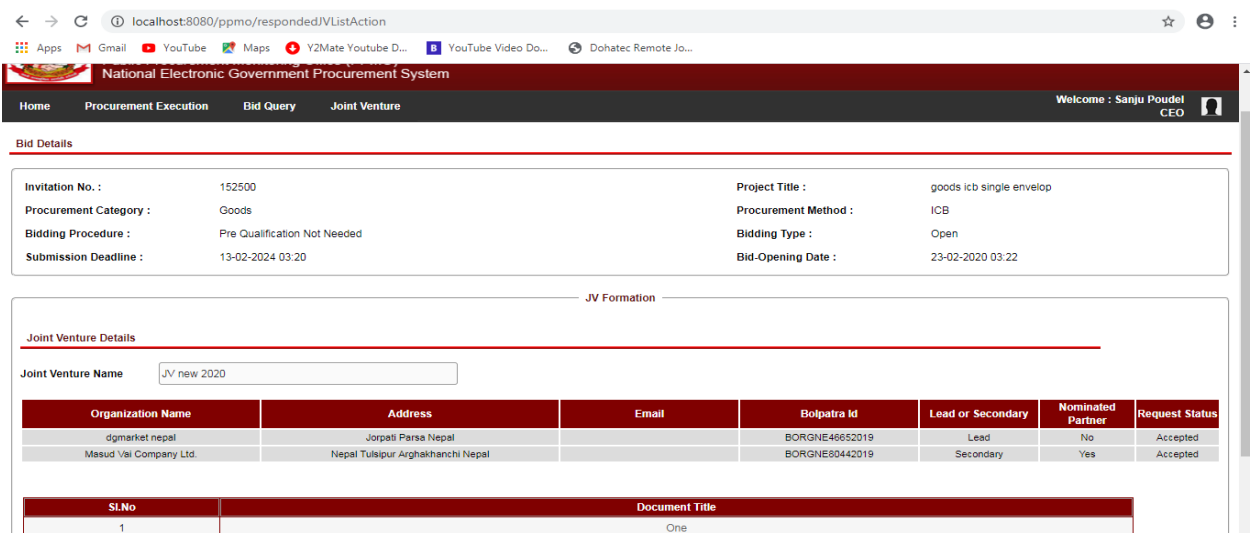


Figure: Responded JV view

If bidder is not lead then he can request for **revoke** from that JV. In order to revoke bidder has to click **“Revoke”** link. Then bidder will get a comment section where bidder has to put revoke reason. By clicking **“Submit”** button bidder send the revoke request for granting to lead.

Organization Name	Address	Email	Bolpatra Id	Lead or Secondary	Nominated Partner	Request Status
dgmarket nepal	Jorpati Parsa Nepal		BORGNE46652019	Lead	No	Accepted
Masud Vai Company Ltd.	Nepal Tulsipur Arghakhanchi Nepal		BORGNE80442019	Secondary	Yes	Accepted

Sl.No	Document Title
1	One

Figure: Responded JV revoke

If bidder is lead then he can **terminate** the JV. In order to terminate the JV, Lead bidder has to click **“Terminate”** link. Then lead will get a comment section where lead has to put terminate reason. By clicking **“Submit”** button lead terminate that JV.

Organization Name	Address	Email	Bolpatra Id	Lead or Secondary	Nominated Partner	Request Status
dgmarket nepal	Jorpati Parsa Nepal		BORGNE46652019	Lead	Yes	Accepted

Sl.No	Document Title
1	One

Figure: Responded JV terminate

Revoke Request:

All the revoke requests that still are pending appear in “**Revoke Request**” list according to the bidder. If bidder is lead for some specific JV then revoke request from partners of those JV will appear in the list. Also revoke requests done by that bidder which still not processed by the respected JV lead will appear in the list. Bidder can perform “**Process**” action. All type of bidder can perform “**View**” action.

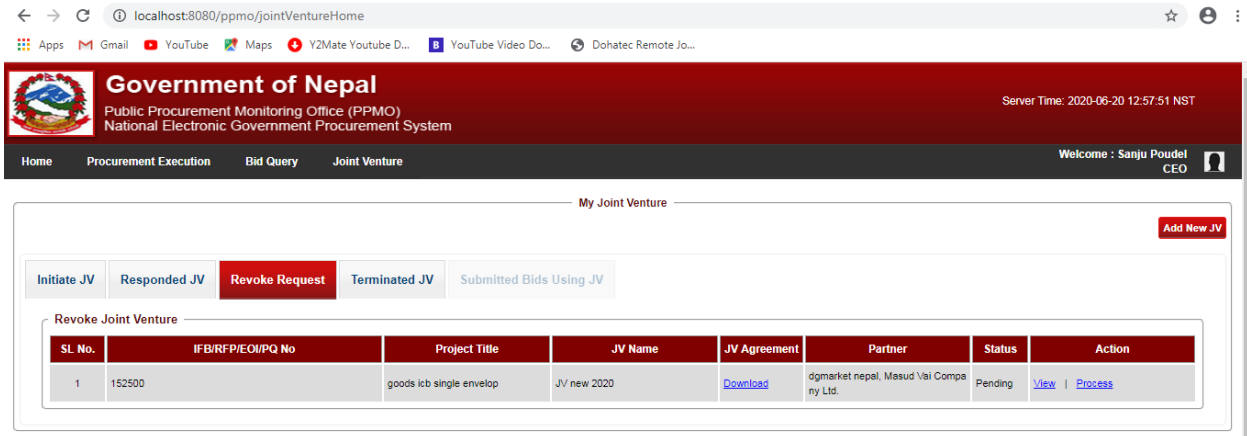


Figure: Revoke Request list

Bidder can see the JV details including revoke request reason for a specific JV by clicking the “**View**” Link of that respected JV.

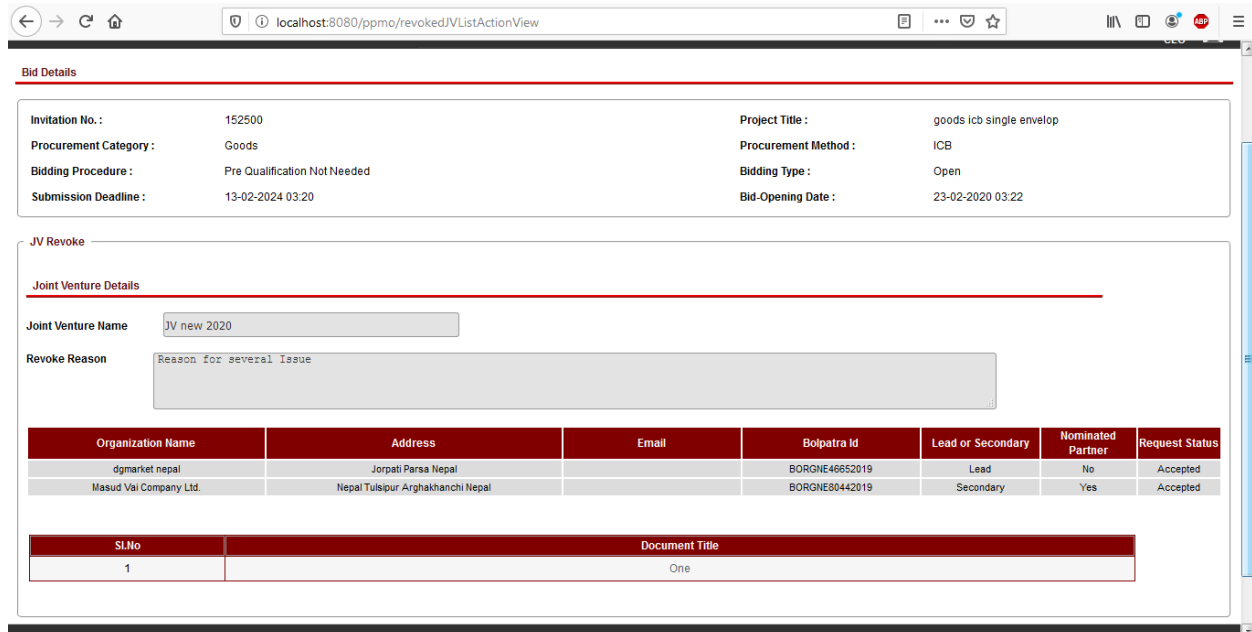


Figure: Revoke Request view

If bidder is lead for a specific JV then he has to process revoke request from partners of that respected JV. After clicking “**Process**” link lead will get a message to notify which partner make the revoke request. If the requested partner is the nominated partner then lead has to change the **nominated partner**. After that lead has to delete the requested partners and joint venture agreement. Then lead has to upload a new joint venture agreement. After deleting the requested partner, a button will appear named “Save Changes”. Then lead has to click that button to accept the revoke request.

The screenshot displays the 'JV Revoke Process' page. At the top, there are procurement details: Procurement Category: Goods, Bidding Procedure: Pre Qualification Not Needed, Submission Deadline: 13-02-2024 03:20, Procurement Method: ICB, Bidding Type: Open, and Bid-Opening Date: 23-02-2020 03:22.

A red-bordered message box states: "Revoke Requested by Masud Vai Company Ltd. Please Delete Organization from JV and update Joint Venture Agreement accordingly."

Below the message is the 'Joint Venture Details' section with a text input field for 'Joint Venture Name' containing 'JV new 2020'. A note says: "The JV partner(s) will get an email notification link for confirmation."

A table lists the JV partners:

Organization Name	Address	Bolpatra Id	Status	Lead or Secondary	Nominated Partner	Action
Masud Vai Company Ltd.	Nepal Tulsipur Arghakhanchi Nepal	BORGNE80442019	Accepted	Secondary	<input checked="" type="radio"/>	<input checked="" type="checkbox"/>
dgmarket nepal	Jorpati Parsa Nepal	BORGNE46652019	Pending	Lead	<input type="radio"/>	<input type="checkbox"/>

Below the table is an 'Upload' button and a note: "Please upload Joint Venture Agreement".

At the bottom, there is a table for uploaded documents:

Sl.No	Document Title	Action
1	One	<input checked="" type="checkbox"/>

Figure: Revoke Request process

Terminated JV:

If Bidder terminates any JV (only if bidder is lead of that specific JV) then it will appear in “**Terminated JV**” list. Bidder can perform “**View**” action.

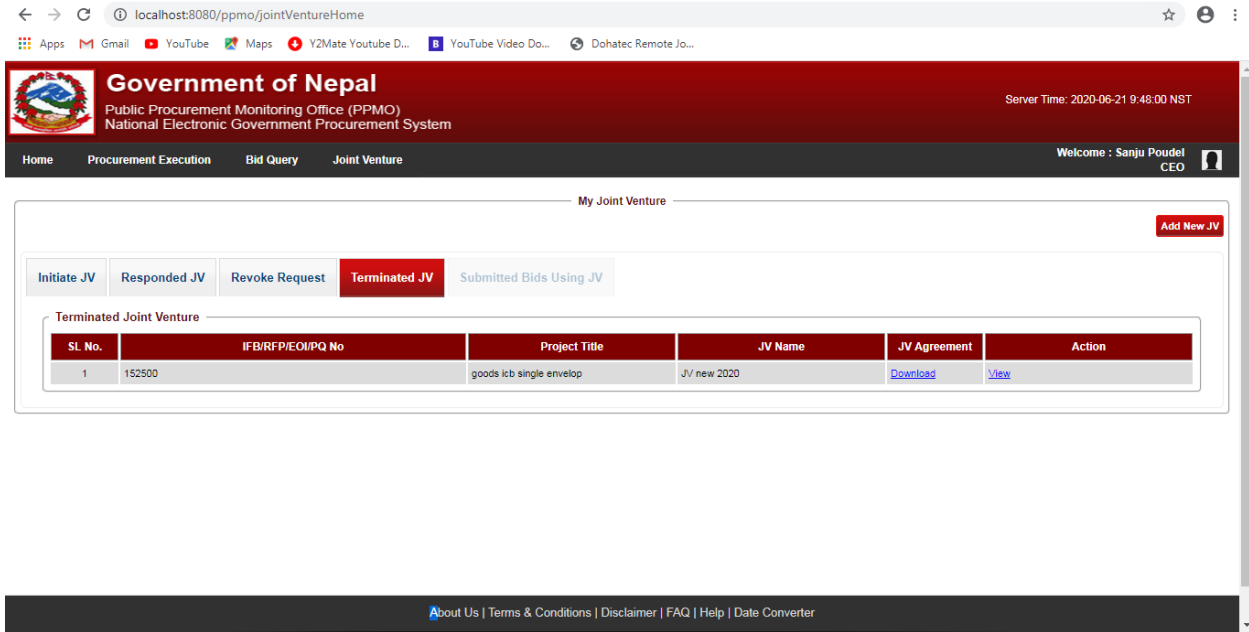


Figure: Terminated JV list

Bidder can see the JV details including terminate reason for a specific JV by clicking the “**View**” link of that respected JV.

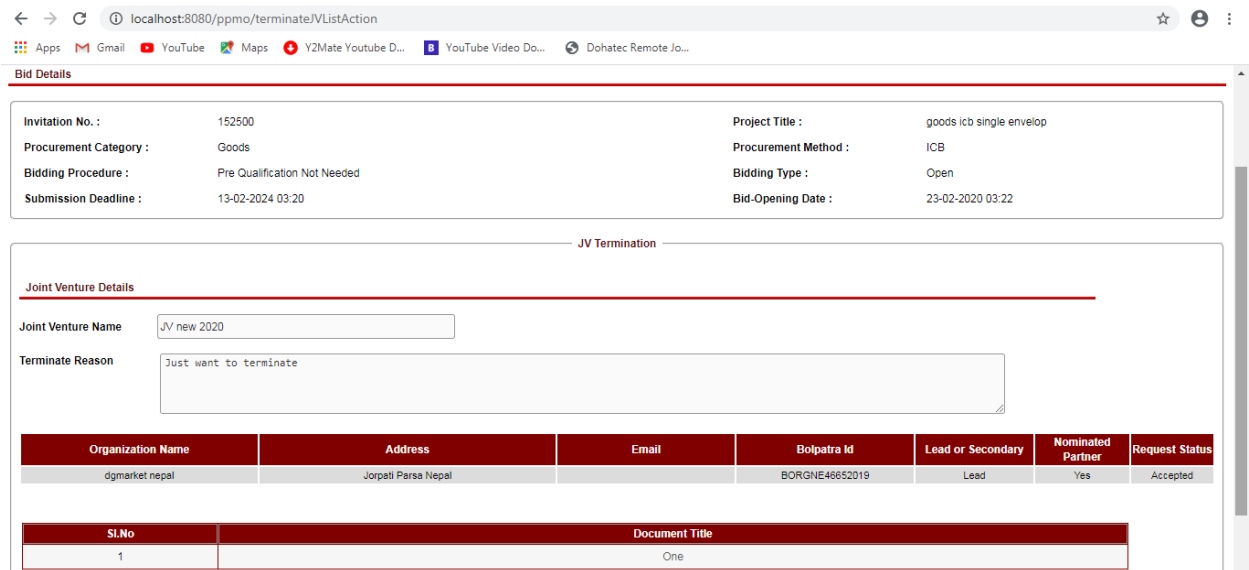


Figure: Terminated JV view